

HUMAN RESOURCE DATA SNAPSHOT 2025

TOTAL NUMBER OF HEALTH WORKFORCE AT FACILITIES



12,683 HEALTH PERSONNEL

TOTAL HEALTH PERSONNEL BY LOCALITY

ATOLLS  7171 57%
MALE' *  5512 43%



*Male' includes Greater Male' Area

TOTAL HEALTH PERSONNEL BY SEX

FEMALE  8436 67%
MALE  4247 33%

EXPATRIATE HEALTH PERSONNEL  3438 27%
LOCAL HEALTH PERSONNEL 9245 73%

TOTAL HEALTH PERSONNEL BY FACILITY OWNERSHIP

PRIVATE  2048 16%
PUBLIC  10635 84%

HEALTH WORKFORCE AT FACILITIES

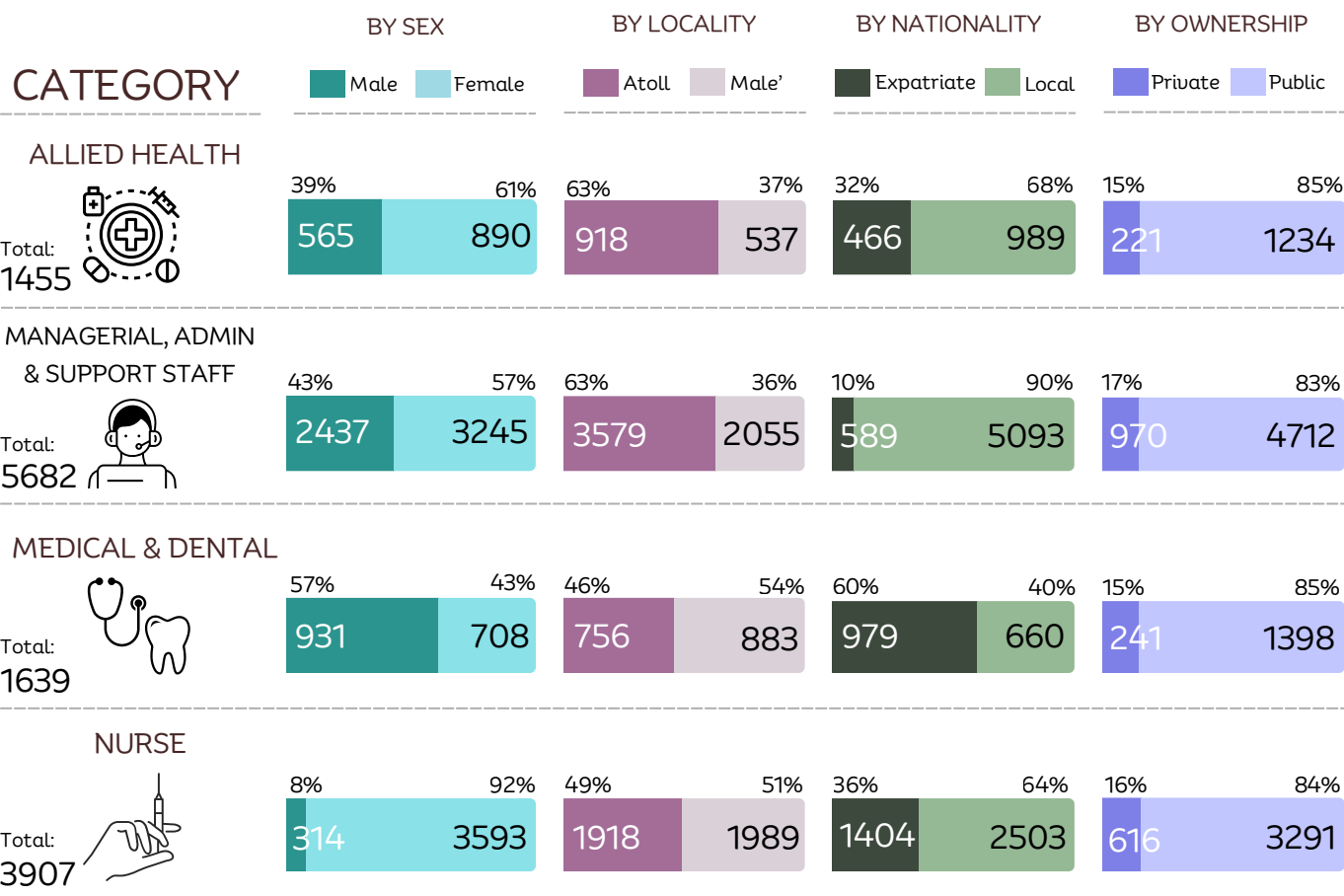
The health workforce can be defined as “all people engaged in actions whose primary intent is to enhance health” .¹

WHICH FACILITIES ARE COVERED UNDER THIS ANALYSIS?

All public health centers, hospitals and private hospitals.

[1] [https://cdn.who.int/media/docs/default-source/service-availability-and-readinessassessment\(sara\)/related-links-\(sara\)/who_mbhss_2010_section2_web.pdf?sfvrsn=71573724_3](https://cdn.who.int/media/docs/default-source/service-availability-and-readinessassessment(sara)/related-links-(sara)/who_mbhss_2010_section2_web.pdf?sfvrsn=71573724_3)

HEALTH PERSONNEL DISTRIBUTION





HUMAN RESOURCE DATA SNAPSHOT 2025

TOTAL NUMBER OF HEALTH WORKFORCE BY LOCALITY

