

## WHO IS AN OUTPATIENT (OP) ?

A patient who attends an outpatient department and is not admitted to a health care facility<sup>1</sup>.

## WHICH FACILITIES ARE COVERED UNDER THIS ANALYSIS?

All public hospitals, health centers and private hospitals.



**TOTAL OP VISITS**  
2,800,262

**DAILY AVG. OP VISITS**  
7,672

**WEEKLY AVG. OP VISITS**  
53,851

**MONTHLY AVG. OP VISITS**  
233,355

## NUMBER AND PERCENTAGE OF TOTAL OUTPATIENT VISITS

BY LOCALITY

**MALE' \***  
**46%**  
1,274,550



**ATOLLS**  
**54%**  
1,525,712

BY NATIONALITY

**LOCAL**  
**96%**  
2,695,916



**FOREIGN**  
**4%**  
104,346

BY FACILITY OWNERSHIP

**PUBLIC**  
**77%**  
2,160,951



**PRIVATE**  
**23%**  
639,311

\*Male' includes Male', Hulhumale' and Villimale'

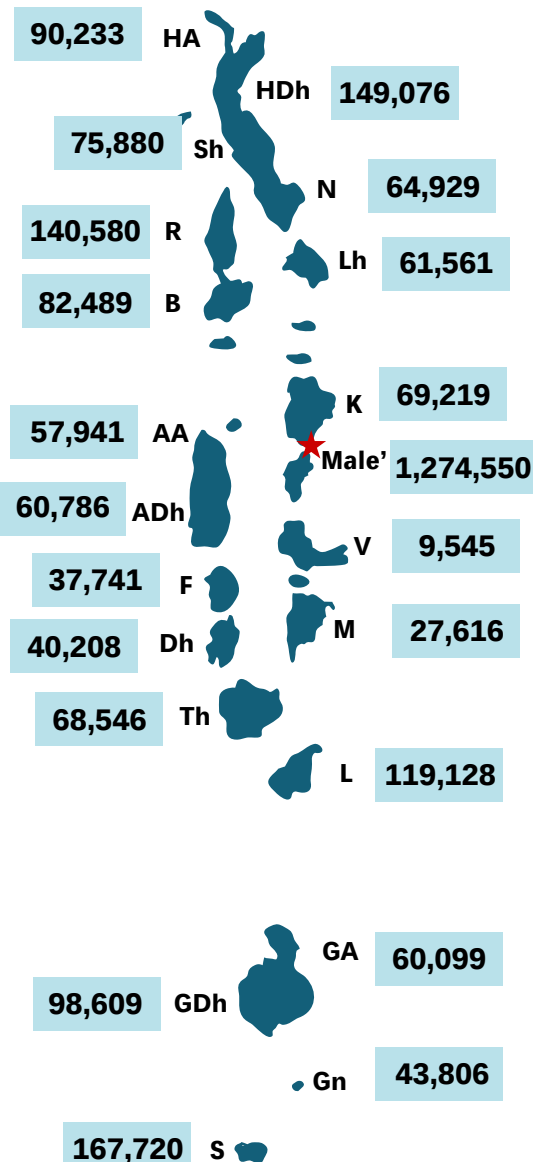
## ON AVERAGE HOW MANY TIMES DOES AN INDIVIDUAL\*\* VISITS A HEALTH FACILITY AS AN OUTPATIENT PER YEAR ?

**FEMALE CONSULTATIONS**  **8x**

**MALE CONSULTATIONS**  **4x**

\*\*Per person outpatient visits by sex for the given year is calculated using the formula : The total number of outpatient visits for the given sex / total resident population for the given sex taken from Census 2022

## TOTAL OUTPATIENT VISITS BY LOCALITY



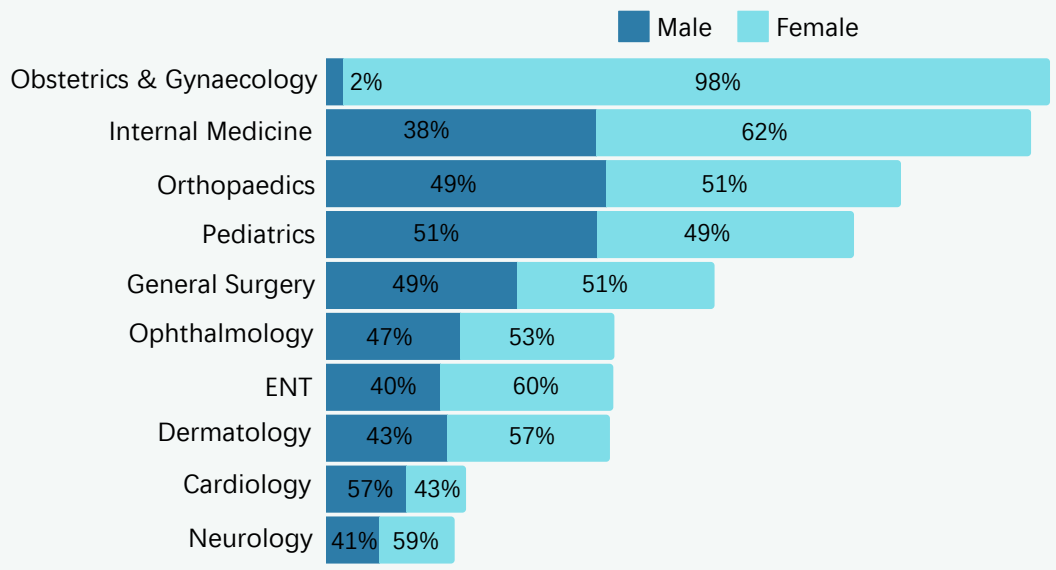
(1) WHO. Medical Records Manual- A Guide for Developing Countries[document on the internet]. C2006 [cited 2016 Nov 9]. Available from: [https://iris.who.int/bitstream/handle/10665/208125/9290610050\\_rev\\_eng.pdf?sequence=1&isAllowed=y](https://iris.who.int/bitstream/handle/10665/208125/9290610050_rev_eng.pdf?sequence=1&isAllowed=y)



# OUTPATIENT VISITS 2022 BY CONSULTATION TYPE AND SEX


**PROVISIONAL**

## TOTAL OUTPATIENT VISITS BY TOP 10 SPECIALIST CONSULTATIONS BY SEX




NOTE: 2% OF MALE CONSULTATIONS IN OBSTETRICS & GYNAECOLOGY ARE ATTRIBUTED TO FERTILITY RELATED CONSULTATIONS

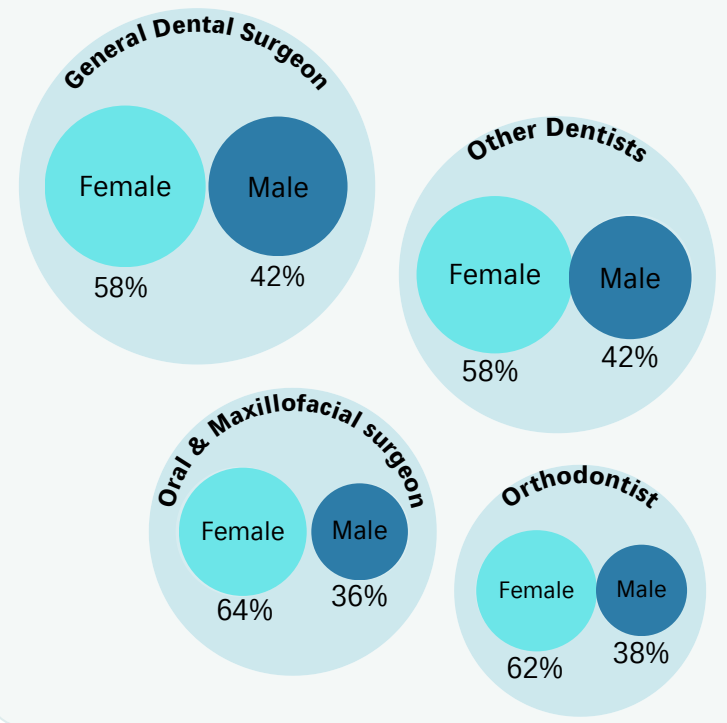
## NUMBER AND PERCENTAGE OF TOTAL OUTPATIENT VISITS BY SEX



## NUMBER AND PERCENTAGE OF OUTPATIENT VISITS FOR GENERAL MEDICINE



## PERCENTAGE OF OUTPATIENT VISITS BY TYPE OF DENTISTRY CONSULTATION BY SEX



## PERCENTAGE OF OUTPATIENT VISITS BY TYPE OF ALLIED HEALTH CONSULTATIONS AND SEX

