

# SURGERY DATA SNAPSHOT 2023

## SURGERY

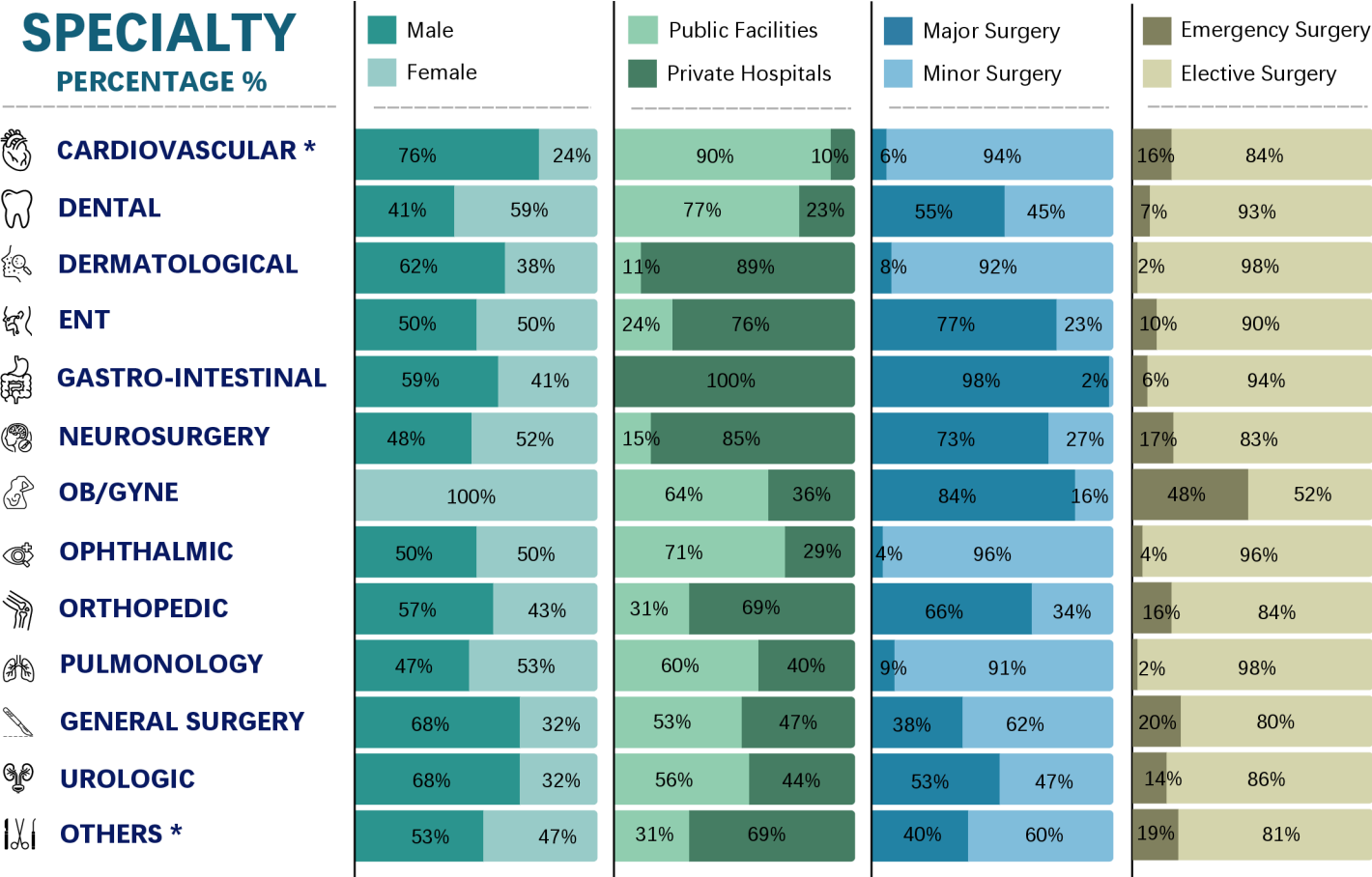
The branch of medicine in which manual or operative procedures are used in the diagnosis and treatment of disease, injuries, or deformities<sup>1</sup>.



### WHICH FACILITIES ARE COVERED UNDER THIS ANALYSIS?

All public hospitals, health centers and private hospitals.

## SPECIALTY PERCENTAGE %



Note:  
 • Other surgeries refer to all surgeries that do not fall under any surgery specialties listed in this tabulation such as oromaxillofacial surgeries, oncosurgeries, pediatrics surgeries etc.  
 • Cardiovascular specialty includes Cardiovascular / Cardiothoracic / Cardiovascular Interventions / Cardiothoracic Interventions

(1) <https://www.ncbi.nlm.nih.gov/books/NBK518795/>

## TOTAL NUMBER OF SURGERIES

**20,593**  
SURGERIES



## TOTAL SURGERIES BY LOCALITY

**MALE' \***  **78%**  
16,163

**ATOLLS**  **22%**  
4,430

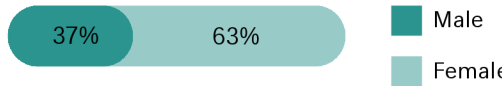
\*Male' includes Male', Hulhumale' and Villimale'

## TOTAL SURGERIES BY SEX

**FEMALE**  **50%**  
10,292

**MALE**  **50%**  
10,301


## EMERGENCY SURGERY BY SEX




## ELECTIVE SURGERY BY SEX



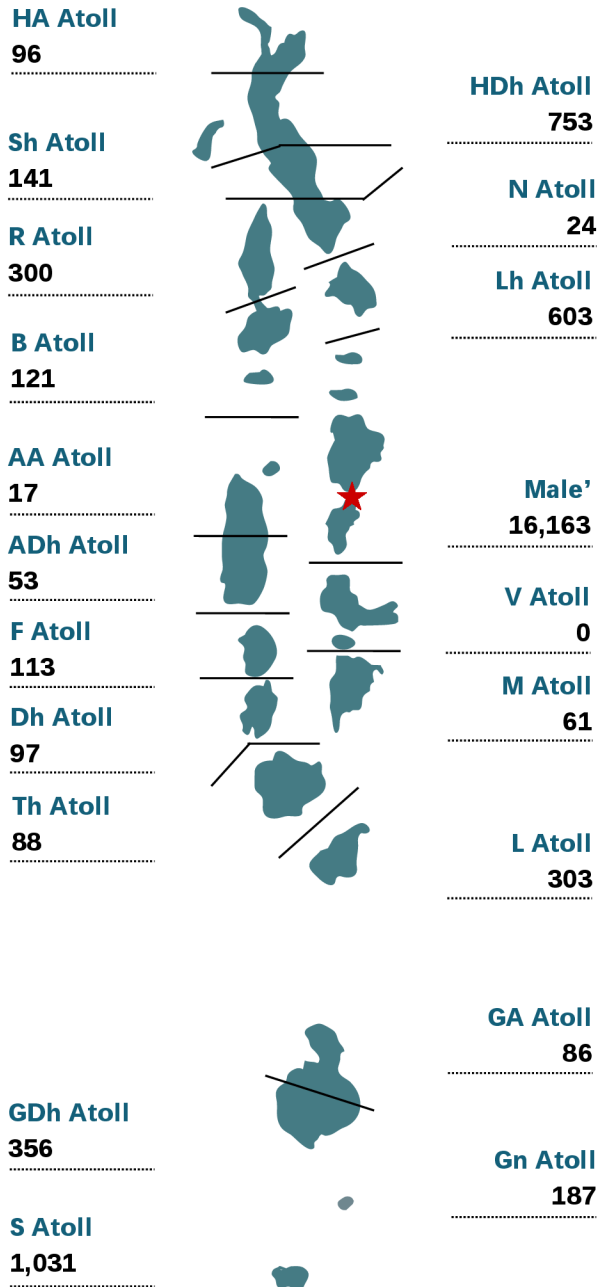
## TOTAL SURGERIES BY FACILITY OWNERSHIP

**PUBLIC**  **53%**  
10,859

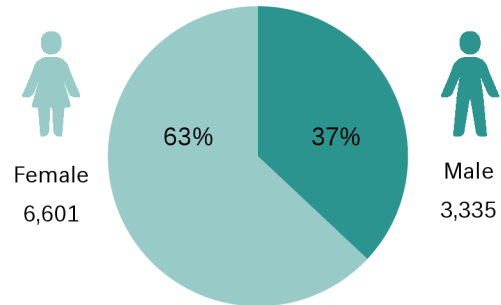
**PRIVATE**  **47%**  
9,734

# SURGERY DATA SNAPSHOT 2023

## TOTAL NUMBER OF SURGERIES BY LOCALITY



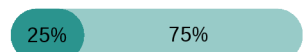
## MAJOR SURGERY BY SEX



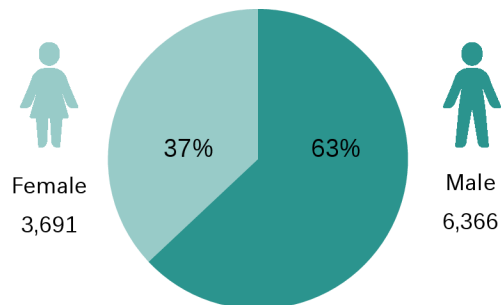
### MAJOR ELECTIVE BY SEX



### MAJOR EMERGENCY BY SEX



## MINOR SURGERY BY SEX



### MINOR ELECTIVE BY SEX



### MINOR EMERGENCY BY SEX



## QUICK FACTS

Out of the total surgeries  
**TERTIARY HOSPITALS** performed  
71% surgeries



Excluding Male', **S. ATOLL** recorded the  
**highest number of surgeries** with total  
1,031 surgeries

### ATOLL/REGIONAL HOSPITALS

performed 3,399 (17%) of total surgeries,  
out of which:

**MINOR SURGERY** = 1,939 (57%)  
**MAJOR S SURGERY** = 1,460 (43%)



**85% of NEUROSURGERIES** were  
performed in **private hospitals**

**90% of CARDIOLOGY** surgeries were  
performed in **public health facilities**



**Highest number of surgery** among  
**MALES** were recorded for  
**ORTHOPEDICS SURGERY**  
with 1,902 surgeries

**Highest number of surgeries** were  
performed on **ADULTS (35-64 YRS)**  
6,371 surgeries

