

## WHO IS AN OUTPATIENT (OP) ?

A patient who attends an outpatient department and is not admitted to a health care facility<sup>1</sup>.



## WHICH FACILITIES ARE COVERED UNDER THIS ANALYSIS?

All public hospitals, health centers and private hospitals.

**TOTAL OP VISITS**  
**3,183,577**

**DAILY AVG. OP VISITS**  
**8,722**

**WEEKLY AVG. OP VISITS**  
**61,222**

**MONTHLY AVG. OP VISITS**  
**265,298**

## NUMBER AND PERCENTAGE OF TOTAL OUTPATIENT VISITS

BY LOCALITY

**MALE'\***  
**45%**  
1,441,738



**ATOLLS**  
**55%**  
1,741,839

BY NATIONALITY

**LOCAL**  
**95%**  
3,039,348



**FOREIGN**  
**5%**  
144,229

BY FACILITY OWNERSHIP

**PUBLIC**  
**79%**  
2,514,209



**PRIVATE**  
**21%**  
669,368

\*Male' includes Male', Hulhumale' and Villimale'

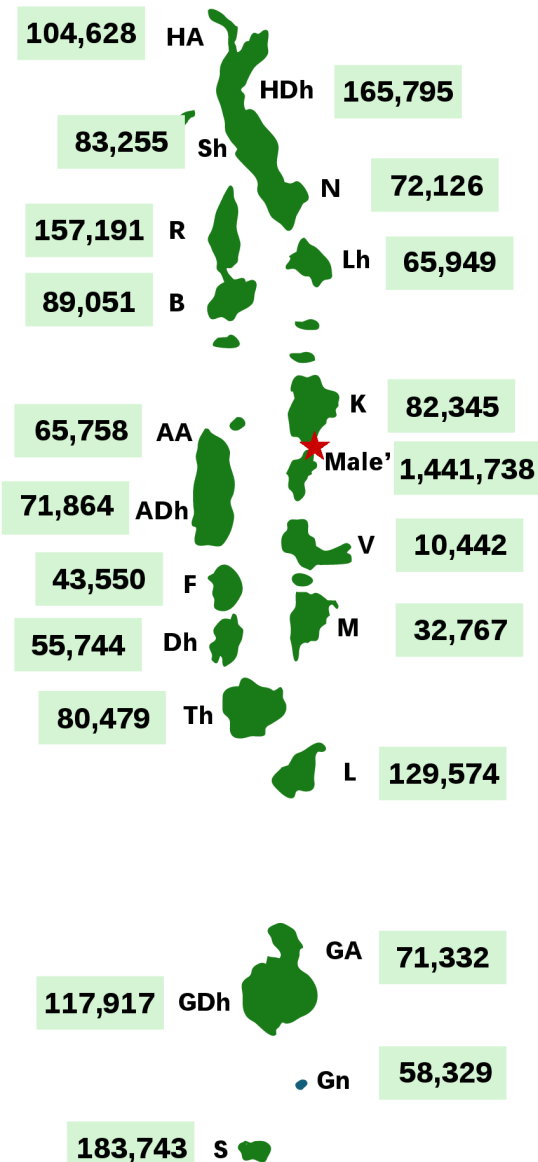
## ON AVERAGE HOW MANY TIMES DOES AN INDIVIDUAL\*\* VISITS A HEALTH FACILITY AS AN OUTPATIENT PER YEAR?

**FEMALE CONSULTATIONS**  **8x**

**MALE CONSULTATIONS**  **5x**

\*\*Per person outpatient visits by sex for the given year is calculated using the formula: The total number of outpatient visits for the given sex / total resident population for the given sex taken from Census 2022

## TOTAL OUTPATIENT VISITS BY LOCALITY



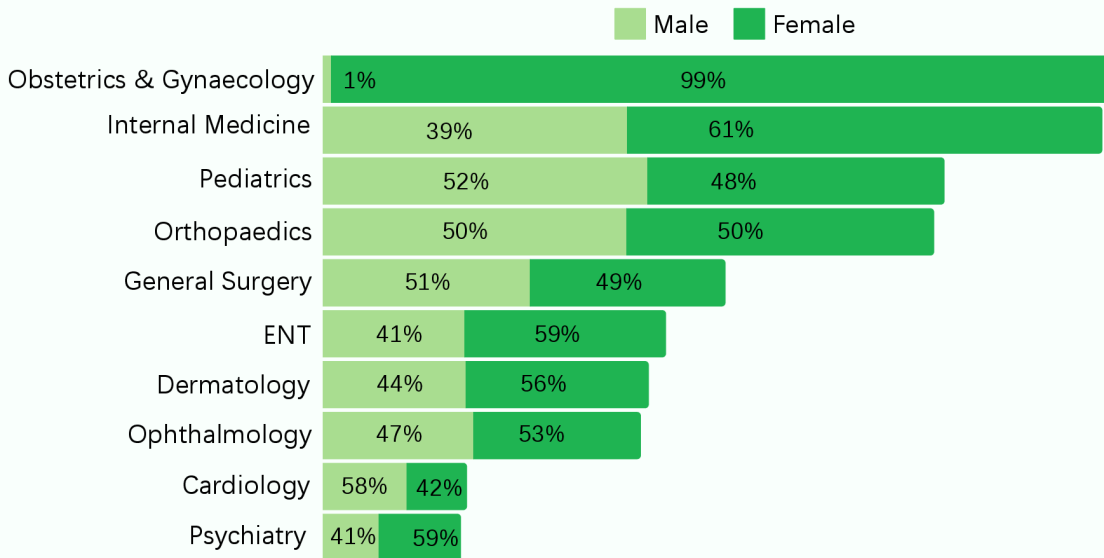


# OUTPATIENT VISITS 2023

## BY CONSULTATION TYPE AND SEX


**PROVISIONAL**

### TOTAL OUTPATIENT VISITS BY TOP 10 SPECIALIST CONSULTATIONS BY SEX



NOTE: 1% OF MALE CONSULTATIONS IN OBSTETRICS & GYNAECOLOGY ARE ATTRIBUTED TO FERTILITY RELATED CONSULTATIONS

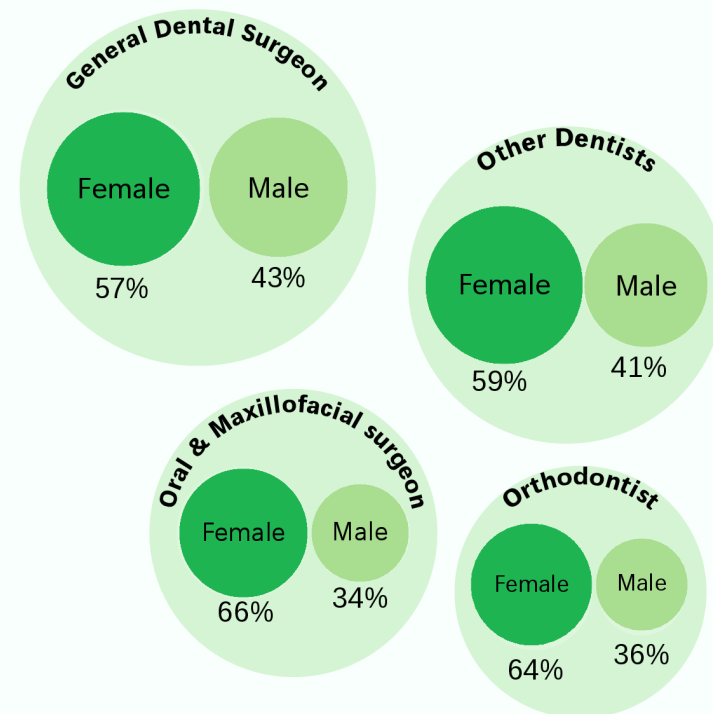
### NUMBER AND PERCENTAGE OF TOTAL OUTPATIENT VISITS BY SEX



### NUMBER AND PERCENTAGE OF OUTPATIENT VISITS FOR GENERAL MEDICINE



### PERCENTAGE OF OUTPATIENT VISITS BY TYPE OF DENTISTRY CONSULTATION BY SEX



### PERCENTAGE OF OUTPATIENT VISITS BY TYPE OF ALLIED HEALTH CONSULTATIONS AND SEX

