بسم الله الرحمن الرحيم

Monthly Communicable Disease Report

April 2022

Figure 1: Case Counts/10,000 population of the 4 Major Communicable Diseases and their average Incidence (per 10,000 population) by Atolls –April 2022

ތަންކުރެއްކުރުމުން ފެންނަން ހުރި ބަންދުކުރެއްވުން ދެން ދިމާވާ ބަންދުކުރެއްވުން 4 ބަލި ދެން ދިމާ ވަން ބަލިން ބަލިވެ ހުންނަ ބަންދުކުރެއްވުން ބަލި ދިމާ ވުން ބަލި ބަލިވުމުގެ ބައިން ބަލި ދެން ދިމާ ވުން

ބަންދުކުރެއްވުން/10،000 ބަލިން ބަލިވުން 2022

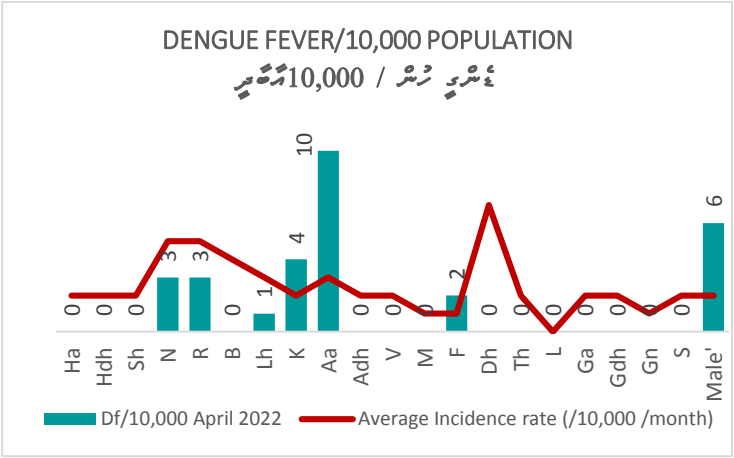

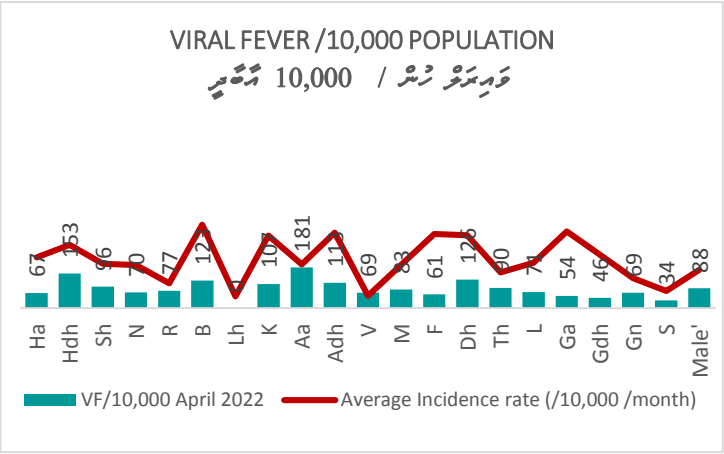

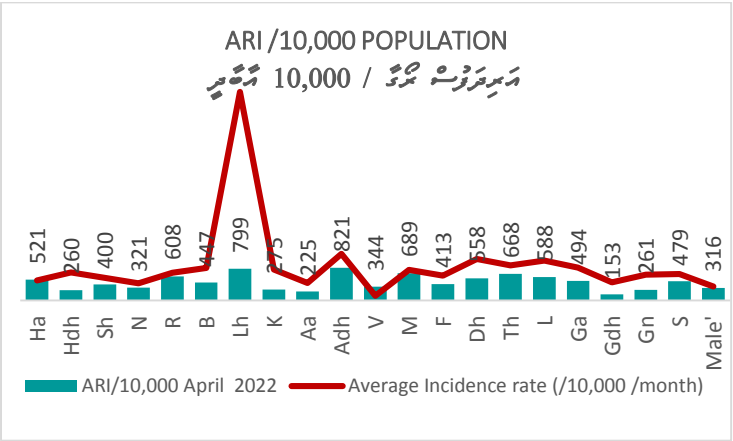

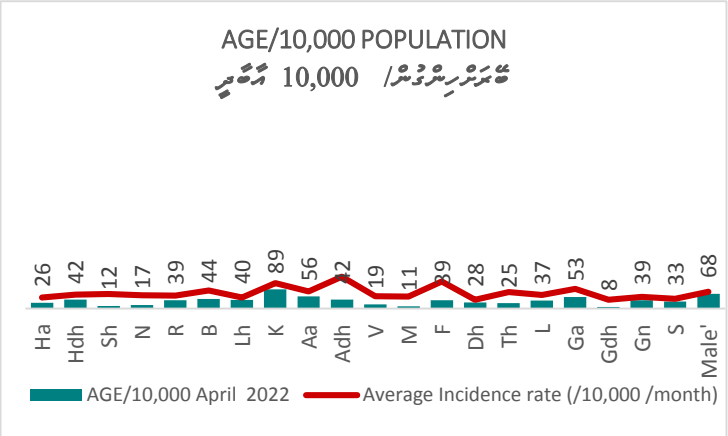

The average incidence rate, that is the number of new cases reported by atolls in the same month of the previous year's, in proportion to every 10,000 populations. Average incidence rate is calculated, (Average incidence = Average of new cases per month of previous years / Population of the atolls x 10,000).

ؤُ ؤُ ؤُ

Figure 2: Trends of the 4 Major Common Communicable Disease by Month – 2018 - 2022

ؤَمِش ؤَمَرُش مَرً هَمِ هَوَنُؤ ءُنَرُمِش ڤَمُدُتَتُش ؤَشُمَر 4 هَمِ بِرِڤُمِرِعْتَتُرُوَمِوً ڭَعْمُ - 2018 ش 2022مَرُش

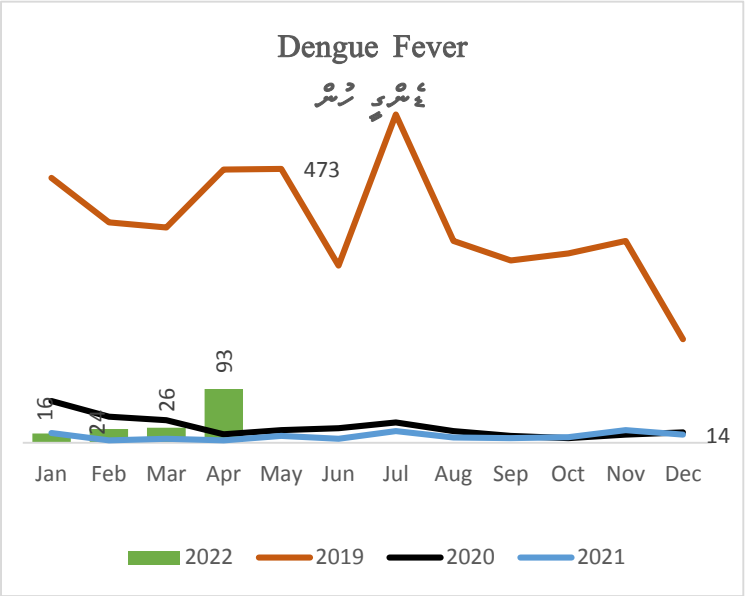

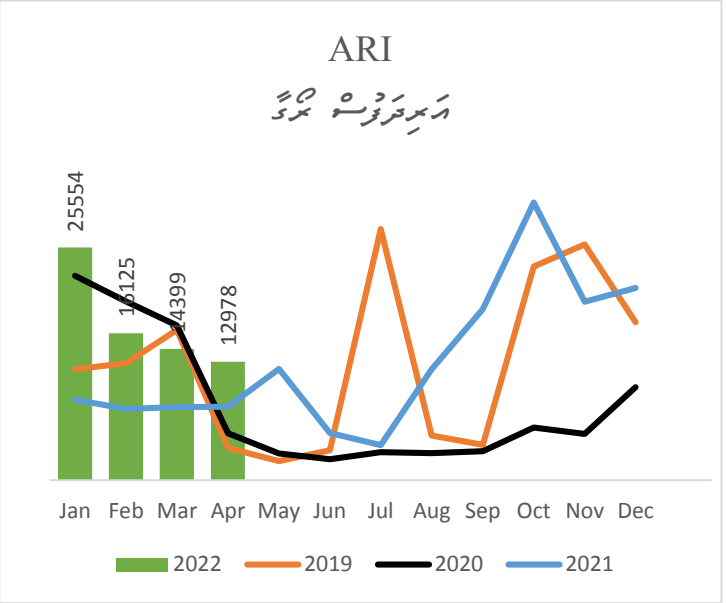

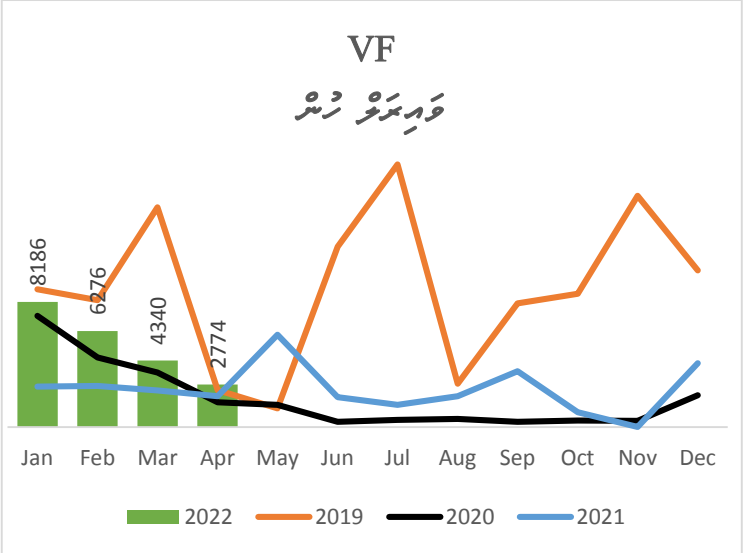

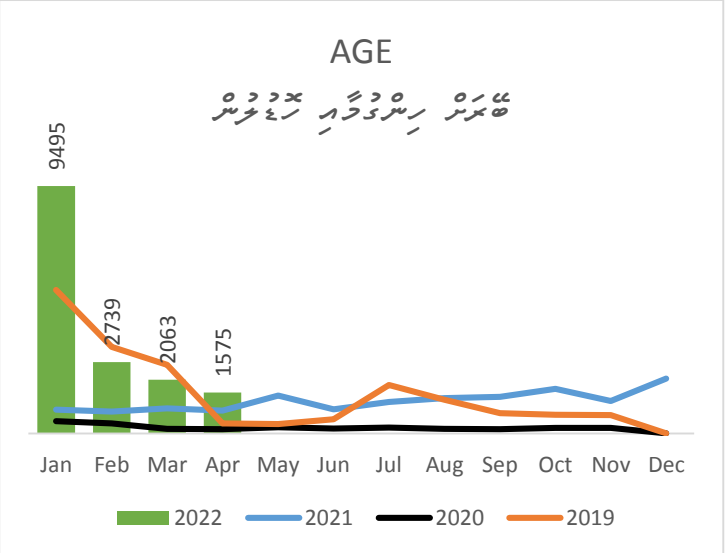

❖ ڤُمُدُتِمِرَ مَرَبُدُ دِحْرُوَسُوَرً مَرً هَوًمِدُ دِمَرَبُدُ ءَتُڤُمِڤُ دَرُ مَبِرِمَرُڤُسُ ءُكَرً، وَمِبَرَڤُرُش، مَرِ ڭَبَرُش رِشُدُش ءُرِءُش بِرِڤُمِعْ ءَتُڤُوَمِوً مَرَمَرُ دَمْهَوَرُ ءَسُوَمِوًبَرُش ؤَرَدَ ءَبُءُمُءُ.

ءُرُسَمَبِ هِڤُءِشُدُ (4 وَمَرَ ؤَشُدِؤِڤُ)، سُڭُسَرُش دَدُ، ڤُڤُ، ڤِرُوُرِءُمُءُ

+960 3014494:ؤُشُ hpa@health.gov.mv:ءِڈُمِڤُ +960 3014484:ؤُبُسُ

www.hpa.gov.mv:ؤُڤُسَمِعْ