



Health Protection Agency

Ministry of Health

Male'

Republic of Maldives

Daily Influenza Summary

Reporting date: 23rd March 2017

Figure 1: Flu clinic consultation numbers (އިންސާރުގެ ދަށުން) of Male' Region up to 22nd Mar 2017

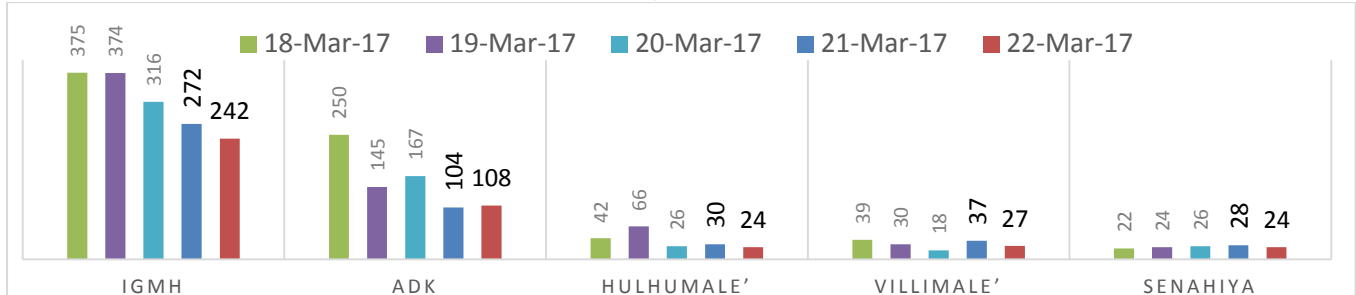


Figure 2: Flu clinic consultation (އިންސާރުގެ ދަށުން) numbers of atolls up to 22nd Mar 2017

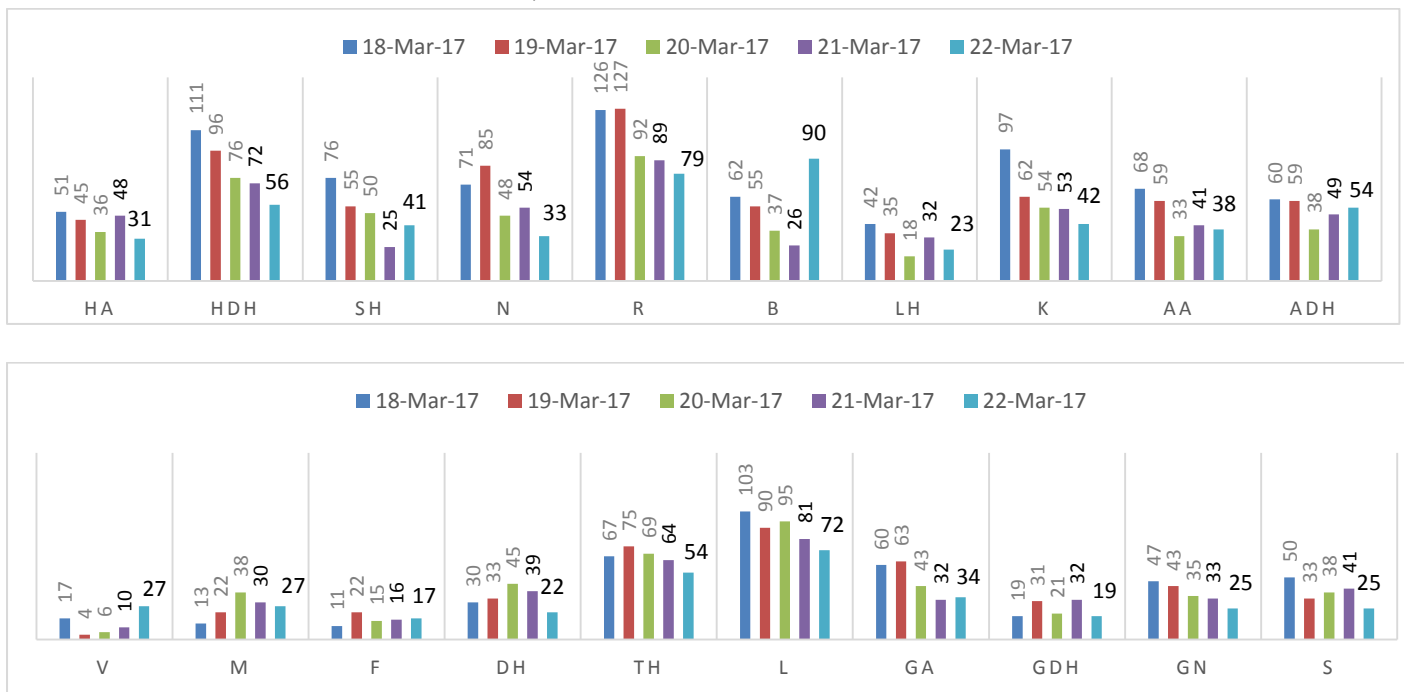


Figure 3: National Flu clinic consultation (އިންސާރުގެ ދަށުން) numbers up to 22nd Mar 2017

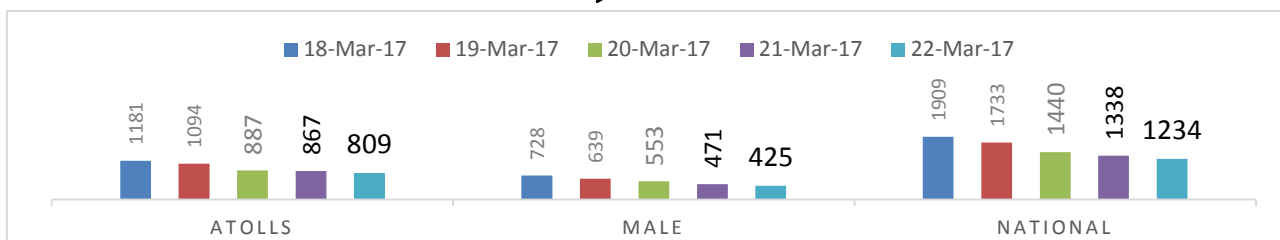


Table 1- H₁N₁ laboratory testing summary since 1st January 2017 to 22nd March 2017

Total tested for Influenza	Total positive for H ₁ N ₁	Total H ₁ N ₁ positive Deaths	Hospitalized at present positive for H ₁ N ₁	Patients positive for H1N1 discharged in the past 24hours.
477	176	3	23	13

Note: caution must be taken in interpreting laboratory data as testing consists of two process (identifying type of and subtype of influenza)

All data in this report are subject to changes as surveillance and data management is an ongoing process.

This report must not be modified from its original form.

© Health Protection Agency 2017