

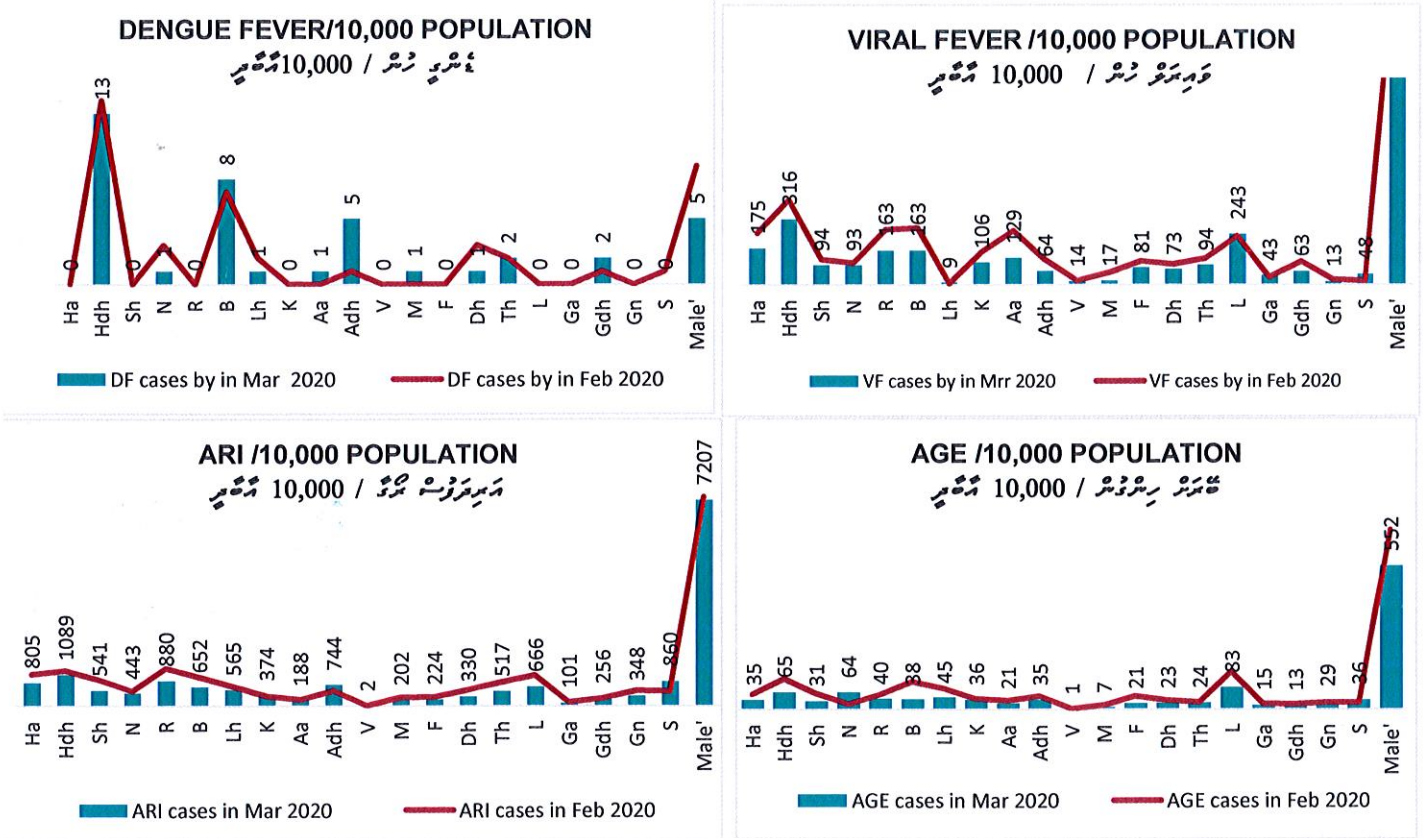
Monthly Communicable Disease Report

March 2020

Figure 1 : Case Counts/10,000 population of the 4 Major Communicable Diseases and their average Incidence (per 10,000 population) by Atolls – March 2020

අනුමාන කළ 4 වැනි විශාලතම රෝගීන්ගේ සංඛ්‍යාව සහ ඔවුන්ගේ සාමාන්‍ය සංඛ්‍යාව (10,000 ජනගහනයකට) මාර්ච් 2020 දී

සංඛ්‍යාව/10,000 ජනගහනය මාර්ච් 2020 දී



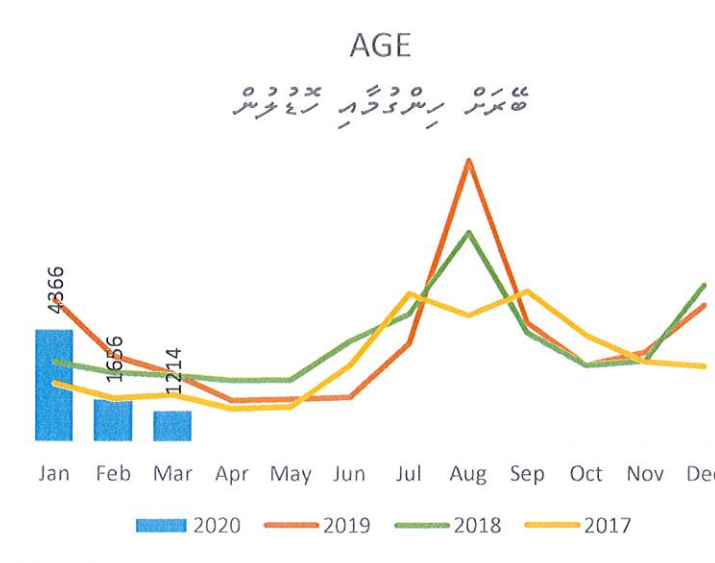
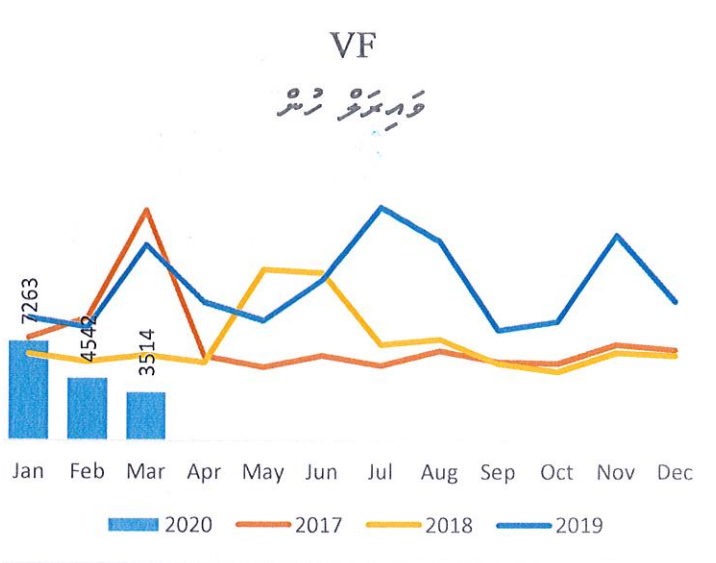
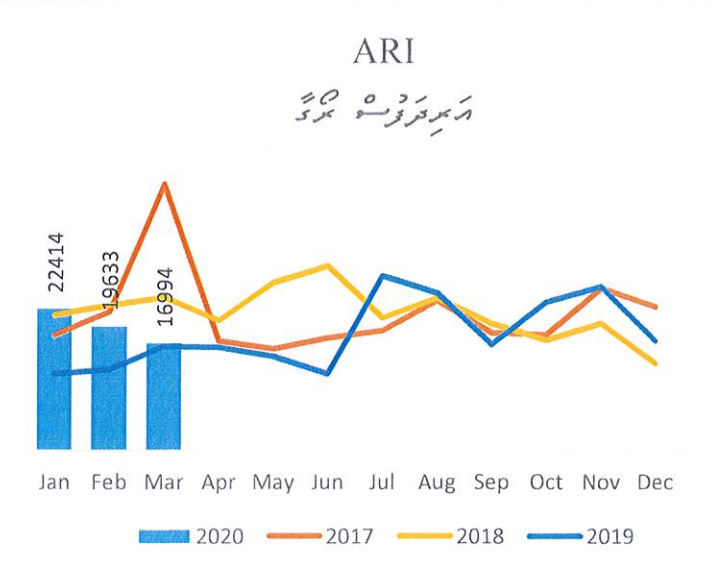
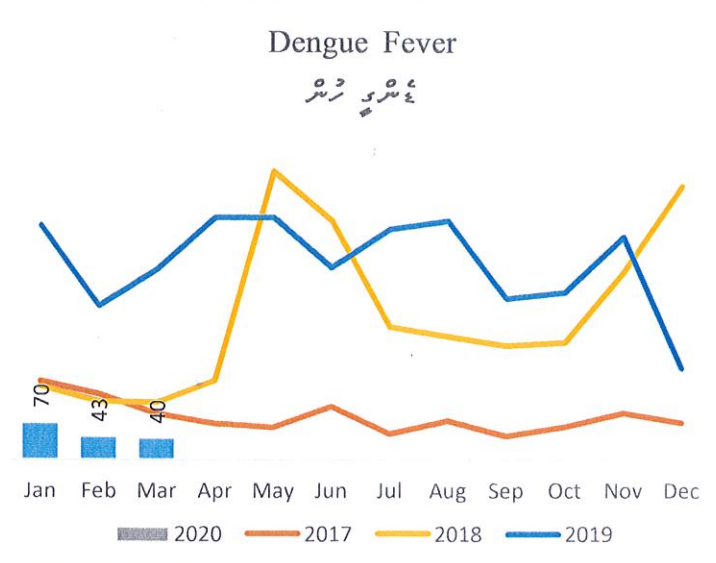
█ Number of cases of the diseases in proportion to every 10000 population.
█ The average incidence rate, that is the number of new cases reported by atolls in the same month of the previous year's, in proportion to every 10,000 populations.

Average incidence rate is calculated, (Average incidence = Average of new cases per month of previous year's / Population of the atolls x 10,000)

සාමාන්‍ය සංඛ්‍යාව 10000 ක් වන විට රෝගීන්ගේ සංඛ්‍යාව
 "සාමාන්‍ය සංඛ්‍යාව" = රෝගීන්ගේ සංඛ්‍යාව / ජනගහනය x 10000
 සාමාන්‍ය සංඛ්‍යාව 10000 ක් වන විට රෝගීන්ගේ සංඛ්‍යාව = රෝගීන්ගේ සංඛ්‍යාව / ජනගහනය x 10000



Figure 2: Trends of the 4 Major Common Communicable Disease by Month – 2017 - 2020
 ၂၀၂၀ ခုနှစ်မှ ၂၀၁၇ ခုနှစ်အထိ ၄ မျက်နှာအများဆုံး ပျံ့နှံ့မှုရှိသည့် ကူးစက်ရောဂါများ၏ လိုက်နာမှု



ဤဇယားသည် ၂၀၁၇ ခုနှစ်မှ ၂၀၂၀ ခုနှစ်အထိ မြန်မာနိုင်ငံတော်တွင် အများဆုံး ပျံ့နှံ့မှုရှိသည့် ကူးစက်ရောဂါများ၏ လိုက်နာမှုကို ဖော်ပြထားပါသည်။ ၂၀၂၀ ခုနှစ်အတွက် ဇန်နဝါရီလ၊ ဖေဖော်ဝါရီလနှင့် မတ်လအတွက် အချက်အလက်များကို ဖော်ပြထားပါသည်။