



## Daily Influenza Summary

Reporting date: 25<sup>th</sup> March 2017

Figure 1: Acute Respiratory Infection (އިންފްލެންޒާގެ ސަބަބުން) of Male' Region up to 24<sup>th</sup> Mar 2017

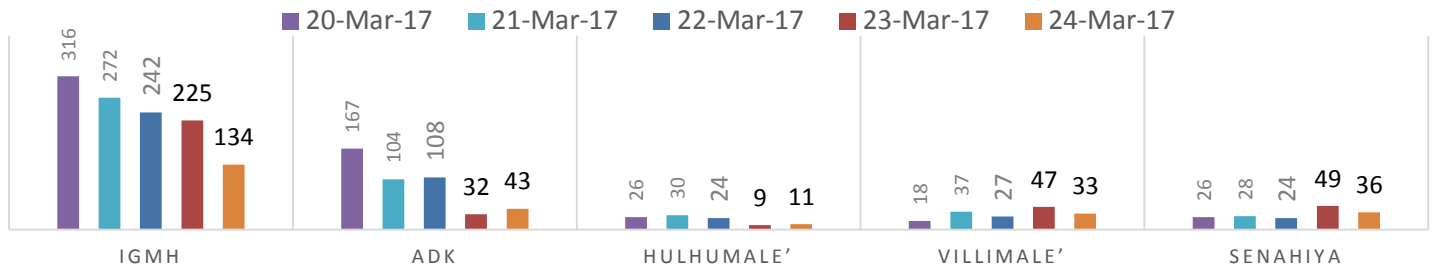


Figure 2: Acute Respiratory Infection (އިންފްލެންޒާގެ ސަބަބުން) numbers of atolls up to 24<sup>th</sup> Mar 2017

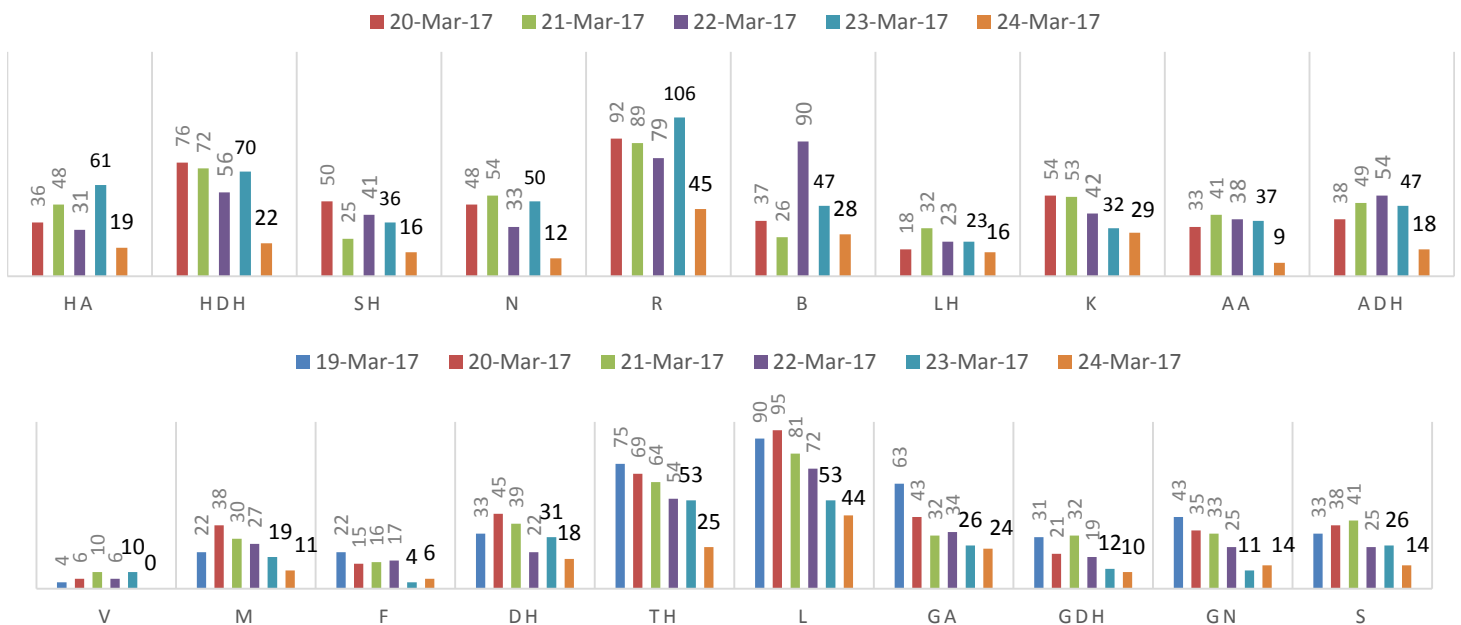


Figure 3: National Acute Respiratory Infection (އިންފްލެންޒާގެ ސަބަބުން) numbers up to 24<sup>th</sup> Mar 2017

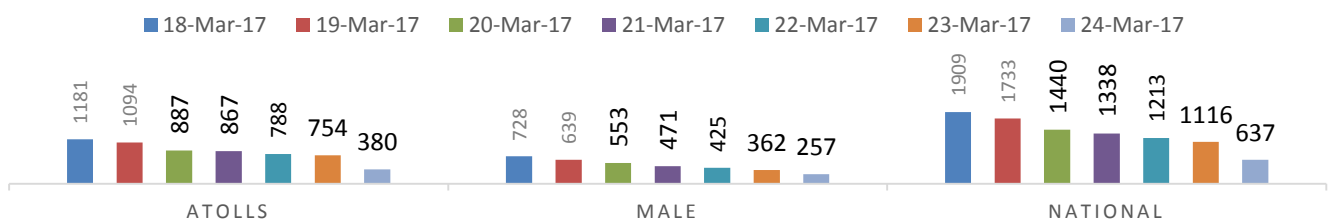


Table 1- H<sub>1</sub>N<sub>1</sub> laboratory testing summary since 1<sup>st</sup> January 2017 to 24<sup>th</sup> March 2017

Total tested for Influenza	Total positive for H <sub>1</sub> N <sub>1</sub>	Total H <sub>1</sub> N <sub>1</sub> positive Deaths	Hospitalized at present positive for H <sub>1</sub> N <sub>1</sub>	Patients positive for H <sub>1</sub> N <sub>1</sub> discharged in the past 48 hours.
501	185	4	31	12

Note: caution must be taken in interpreting laboratory data as testing consists of two processes (identifying type of and subtype of influenza)

All data in this report are subject to changes as surveillance and data management is an ongoing process.

Next Influenza summary report will be published on 27<sup>th</sup> March 2017

This report must not be modified from its original form.

© Health Protection Agency 2017